

# Coding Update For FY 2020

**JOAN L. USHER, BS, RHIA, HCS-D, ACE**  
**AHIMA Approved ICD-10-CM Trainer**  
**JLU HEALTH RECORD SYSTEMS**  
**TEL: (781) 829-9632 FAX: (781) 829-9636**  
**[www.jluhealth.com](http://www.jluhealth.com)**

© JLU Health Records Systems  
[www.jluhealth.com](http://www.jluhealth.com)

1

## Learning Objectives

- Identify the coding changes that affect home health & hospice
- Determine which codes now require greater specificity & updated coding instructions
- Learn about the NEW deep tissue injury codes
- Understand the additions to Chapter 9:
  - Diseases of the Circulatory System including additional codes added for Afib, phlebitis, embolism, and thrombosis
- Review the revisions to Chapter 19
  - Injury, Poisoning and Other certain other consequences of external causes in the areas of poisoning adverse effects and under dosing
- Review updates & changes to coding guidelines effective October 1, 2019
- Discuss Test Your Knowledge cases

## 2020 Changes



- 324 Changes
  - 273 New Codes
  - 21 Deletions
  - 30 Revisions



© JLU Health Records Systems  
www.jluhealth.com

3

## # Codes by Chapter

#	Chapter Title	New	Revised	Deleted
1	Certain infectious and parasitic diseases (A00-B99)	0	3	0
2	Neoplasms (C00-D49)	0	0	0
3	Diseases of the blood and blood-forming organs and certain disorders involving the immune mechanism (D50-D89)	5	0	1
4	Endocrine, nutritional and metabolic diseases (E00-E89)	0	0	0
5	Mental, behavioral and neurodevelopmental disorders (F01-F99)	0	0	0
6	Diseases of the nervous system (G00-G99)	0	2	0
7	Diseases of the eye and adnexa (H00-H59)	0	0	4



© JLU Health Records Systems  
www.jluhealth.com

4

## # Codes by Chapter

#	Chapter Title	New	Revised	Deleted
8	Diseases of the ear and mastoid process (H60-H95)	1	0	0
9	Diseases of the circulatory system (I00-I99)	30	2	2
10	Diseases of the respiratory system (J00-J99)	0	1	0
11	Diseases of the digestive system (K00-K95)	0	0	0
12	Diseases of the skin and subcutaneous tissue (L00-L99)	25	0	0
13	Diseases of the musculoskeletal system and connective tissue (M00-M99)	0	6	0
14	Diseases of the genitourinary system (N00-N99)	3	1	0



© JLU Health Records Systems  
www.jluhealth.com

5

## # Codes by Chapter

#	Chapter Title	New	Revised	Deleted
15	Pregnancy, childbirth, and the puerperium (O00-O9A)	0	0	0
16	Certain conditions originating in the perinatal period (P00-P96)	0	0	0
17	Congenital malformations, deformations and chromosomal abnormalities (Q00-Q99)	31	0	10
18	Symptoms, signs and abnormal clinical and laboratory findings, not elsewhere classified (R00-R99)	3	1	1
19	Injury, poisoning and certain other consequences of external causes (S00-T88)	87	9	3
20	External causes of morbidity (V00-Y99)	75	3	0
21	Factors influencing health status and contact with health services (Z00-Z99)	13	2	0



© JLU Health Records Systems  
www.jluhealth.com

6

# Coding Changes

## Chapter 3: Diseases of the blood and blood-forming organs and certain disorders involving the immune mechanism (D50-D89)

- 5 New diagnoses
- D75.A Glucose phosphatate dehydrogenase (G6PD) deficiency without anemia

### D81.3 Adenosine deaminase [ADA] deficiency

**D81.30 Adenosine deaminase deficiency, unspecified**  
ADA deficiency NOS

**D81.31 Severe combined immunodeficiency due to adenosine deaminase deficiency**  
ADA deficiency with SCID  
Adenosine deaminase [ADA] deficiency with severe combined immunodeficiency

**D81.32 Adenosine deaminase 2 deficiency**  
ADA2 deficiency  
Adenosine deaminase deficiency type 2

**Code also**, if applicable, any associated manifestations, such as:  
polyarteritis nodosa (M30.0)  
stroke (I63.-)

**D81.39 Other adenosine deaminase deficiency**  
Adenosine deaminase [ADA] deficiency type 1, NOS  
Adenosine deaminase [ADA] deficiency type 1, without SCID  
Adenosine deaminase [ADA] deficiency type 1, without severe combined immunodeficiency  
Partial ADA deficiency (type 1)  
Partial adenosine deaminase deficiency (type 1)

## Chapter 9: Diseases of the Circulatory System (I00-I99)

- I48.-Expansion of Atrial fibrillation diagnosis
- I26.9- Cor Pulmonale
- I80.24- and I80.25- Phlebitis and thrombophlebitis of peroneal vein & calf muscular vein
- I82.45- Acute embolism and thrombosis of peroneal vein & calf muscular vein
- I82.55- and I82.56- Chronic embolism and thrombosis of peroneal vein & calf muscular vein



## Atrial Fibrillation

### 2019 Index

#### Fibrillation

- atrial or auricular (established) I48.91
- chronic I48.2
- paroxysmal I48.0
- permanent I48.2
- persistent I48.1

### 2020 Index

#### Fibrillation

- atrial or auricular (established) I48.91
- chronic I48.20
- persistent I48.19
- paroxysmal I48.0
- permanent I48.21
- persistent (chronic) (NOS) (other) I48.19
- longstanding I48.11



# A-fib

## I48 Atrial fibrillation and flutter

### I48.0 Paroxysmal atrial fibrillation

### I48.1 Persistent atrial fibrillation

**Excludes1:** Permanent atrial fibrillation (I48.21)

### I48.11 Longstanding persistent atrial fibrillation

### I48.19 Other persistent atrial fibrillation

Chronic persistent atrial fibrillation

Persistent atrial fibrillation, NOS

### I48.2 Chronic atrial fibrillation

### I48.20 Chronic atrial fibrillation, unspecified

**Excludes1:** Chronic persistent atrial fibrillation (I48.19)

### I48.21 Permanent atrial fibrillation



# Test Your Knowledge

- John is a 72 year old that was discharged from the inpatient facility with CAD and chronic persistent atrial fibrillation.

## Answer

1. I25.10 Atherosclerotic heart disease of native coronary artery without angina pectoris
2. I48.19 Chronic persistent atrial fibrillation



## I26.9 Single Subsegmental Pulmonary Embolism

**I26.9 Pulmonary embolism without acute cor pulmonale**

**I26.90 Septic pulmonary embolism without acute cor pulmonale**

Code first underlying infection

**I26.92 Saddle embolus of pulmonary artery without acute cor pulmonale**



**I26.93 Single subsegmental pulmonary embolism without acute cor pulmonale**  
Subsegmental pulmonary embolism NOS

**I26.94 Multiple subsegmental pulmonary emboli without acute cor pulmonale**

**I26.99 Other pulmonary embolism without acute cor pulmonale**  
Acute pulmonary embolism NOS  
Pulmonary embolism NOS



## 180.2- Phlebitis and thrombophlebitis of other and unspecified deep vessels of lower extremities

### Index

- Thrombophlebitis** I80.9
- antepartum O22.2-
  - - deep O22.3-
  - - superficial O22.2-
  - calf muscular vein (NOS) I80.25-
  - femoral vein (superficial) I80.1-
  - femoropopliteal vein I80.0-
  - gastrocnemial vein I80.25-
  - hepatic (vein) I80.8
  - idiopathic, recurrent I82.1
  - peroneal vein I80.24-
  - popliteal vein -see Phlebitis, leg, deep
  - portal (vein) K75.1
  - postoperative T81.72

### Tabular List



- I80.24 Phlebitis and thrombophlebitis of peroneal vein
- I80.241 Phlebitis and thrombophlebitis of right peroneal vein
  - I80.242 Phlebitis and thrombophlebitis of left peroneal vein
  - I80.243 Phlebitis and thrombophlebitis of peroneal vein, bilateral
  - I80.249 Phlebitis and thrombophlebitis of unspecified peroneal vein
- I80.25 Phlebitis and thrombophlebitis of calf muscular vein
- Phlebitis and thrombophlebitis of calf muscular vein, NOS
  - Phlebitis and thrombophlebitis of gastrocnemial vein
  - Phlebitis and thrombophlebitis of soleal vein
  - I80.251 Phlebitis and thrombophlebitis of right calf muscular vein
  - I80.252 Phlebitis and thrombophlebitis of left calf muscular vein
  - I80.253 Phlebitis and thrombophlebitis of calf muscular vein, bilateral
  - I80.259 Phlebitis and thrombophlebitis of unspecified calf muscular vein



© JLU Health Records Systems  
www.jluhealth.com

15

## Other venous embolism & phlebitis 2019

- Coders are referred to nonspecific codes:
  - phlebitis and thrombophlebitis of other deep vessels of lower extremities (I80.29-),
  - acute embolism and thrombosis of other specified deep vein of lower extremity (I82.49-)
  - chronic embolism and thrombosis of other specified deep vein of lower extremity (I82.59-)
- Not sufficient because “other specified deep vein” should be documented as either proximal or distal
  - Greater specificity required



© JLU Health Records Systems  
www.jluhealth.com

16



## I82.45- Acute Embolism

I82.45 Acute embolism and thrombosis of peroneal vein

I82.451 Acute embolism and thrombosis of right peroneal vein

I82.452 Acute embolism and thrombosis of left peroneal vein

I82.453 Acute embolism and thrombosis of peroneal vein, bilateral

I82.459 Acute embolism and thrombosis of unspecified peroneal vein

I82.46 Acute embolism and thrombosis of calf muscular vein

Acute embolism and thrombosis of calf muscular vein, NOS

Acute embolism and thrombosis of gastrocnemial vein

Acute embolism and thrombosis of soleal vein

I82.461 Acute embolism and thrombosis of right calf muscular vein

I82.462 Acute embolism and thrombosis of left calf muscular vein

I82.463 Acute embolism and thrombosis of calf muscular vein, bilateral

I82.469 Acute embolism and thrombosis of unspecified calf muscular vein



© JLU Health Records Systems  
www.jluhealth.com

17

## Chapter 12: Diseases of the skin and subcutaneous tissue (L00-L99)

### ■ 25 New codes added for deep tissue injury

Injury -

- deep tissue -see Contusion, by site

-- meaning pressure ulcer (see Ulcer, pressure, unstageable, by site)

Ulcer, Pressure

-- unstageable

--- ankle L89.5-

--- back L89.1-

--- buttock L89.3-

--- coccyx L89.15-

--- contiguous site of back, buttock, hip L89.4-

--- elbow L89.0-

--- face L89.81-

--- head L89.81-

--- heel L89.6-

--- hip L89.2-

--- sacral region (tailbone) L89.15-

--- specified site NEC L89.89-



© JLU Health Records Systems  
www.jluhealth.com

18

## Pressure Induced Deep Tissue Damage Official Coding Guidelines I.C.12.a.7

- 7) **Pressure-induced deep tissue damage**  
**For pressure-induced deep tissue damage or deep tissue pressure injury, assign only the appropriate code for pressure-induced deep tissue damage (L89.--6).**

L89.006	Pressure-induced deep tissue damage of unspecified elbow
L89.016	Pressure-induced deep tissue damage of right elbow
L89.026	Pressure-induced deep tissue damage of left elbow
L89.106	Pressure-induced deep tissue damage of unspecified part of back
L89.116	Pressure-induced deep tissue damage of right upper back
L89.126	Pressure-induced deep tissue damage of left upper back
L89.136	Pressure-induced deep tissue damage of right lower back
L89.146	Pressure-induced deep tissue damage of left lower back
L89.156	Pressure-induced deep tissue damage of sacral region
L89.206	Pressure-induced deep tissue damage of unspecified hip
L89.216	Pressure-induced deep tissue damage of right hip
L89.226	Pressure-induced deep tissue damage of left hip



© JLU Health Records Systems  
www.jluhealth.com

19

### L89.32 Pressure ulcer of left buttock

**L89.320 Pressure ulcer of left buttock, unstageable**

**L89.321 Pressure ulcer of left buttock, stage 1**

Healing pressure ulcer of left buttock, stage 1  
 Pressure pre-ulcer skin changes limited to persistent focal edema, left buttock

**L89.322 Pressure ulcer of left buttock, stage 2**


Healing pressure ulcer of left buttock, stage 2  
 Pressure ulcer with abrasion, blister, partial thickness skin loss involving epidermis and/or dermis, left buttock

**L89.323 Pressure ulcer of left buttock, stage 3**

Healing pressure ulcer of left buttock, stage 3  
 Pressure ulcer with full thickness skin loss involving damage or necrosis of subcutaneous tissue, left buttock

**L89.324 Pressure ulcer of left buttock, stage 4**

Healing pressure ulcer of left buttock, stage 4  
 Pressure ulcer with necrosis of soft tissues through to underlying muscle, tendon, or bone, left buttock



**L89.326 Pressure-induced deep tissue damage of left buttock**

**L89.329 Pressure ulcer of left buttock, unspecified stage**

Healing pressure ulcer of left buttock NOS  
 Healing pressure ulcer of left buttock, unspecified stage



© JLU Health Records Systems  
www.jluhealth.com

20

## Test Your Knowledge

- Mary fell from her wheelchair to the floor. Her daughter found her 4 hours later. Mary was diagnosed with a DTI of her right upper back. She also has a stage 3 pressure ulcer of her right buttocks.



## Answer

1. L89.116 Pressure-induced deep tissue damage of right upper back
2. L89.313 Pressure ulcer of right buttocks stage 3
3. Z99.3 Wheelchair dependence



## Chapter 14: Diseases of the genitourinary system (N00-N99)

- Added N63 Unspecified lump in breast overlapping quadrants
  - N63.15 Unspecified lump in the right breast, overlapping quadrants
  - N63.25 Unspecified lump in the left breast, overlapping quadrants
- N39.0 UTI
  - Added an excludes1:
    - Pyuria (R82.81)
  - New codes for
    - R82.81 Pyuria
    - R82.89 Other abnormal findings on cytological and histological examine of urine



## Test Your Knowledge

- Patient was experiencing painful urination and was seen in the MD office. Lab tests revealed 12 WBC per cubic milliliter. MD diagnoses pyuria with no mention of UTI.



# Answer

## 2019

1. N39.0 UTI

## 2020

1. R82.81
  - Not an acceptable diagnosis under PDGM
  - Query the MD cause
  - N39.0 MMTA-GI/GU



## Chapter 17: Congenital malformations, deformations and chromosomal abnormalities (Q00-Q99)

- 24 Expansion of Codes
  - Q66 Congenital Deformities of feet
- 7 Expansion of Syndrome Codes
  - Q79.6- Ehlers-Danlos syndrome
  - Q87 – Prader –Willi syndrome



## Chapter 19: Injury, Poisoning, and Certain Other Consequences of External Causes (S00-T88)

- 60 Fracture codes for closed & open orbital wall S02.-
- 18 codes for Multiple Drug Ingestion NOS
- 9 codes for heatstroke & sunstroke



© JLU Health Records Systems  
www.jluhealth.com

27

## Adverse effects, poisoning, underdosing & toxic effects Official Coding Guidelines I.C.19.e.4

- If two or more drugs, medicinal or biological substances are taken, code each individually unless a combination code is listed in the Table of Drugs and Chemicals.
- If multiple unspecified drugs, medicinal or biological substances were taken, assign the appropriate code from subcategory T50.91, Poisoning by, adverse effect of and underdosing of multiple unspecified drugs, medicaments and biological substances.
- For a multiple drug ingestion, unspecified (NOS)
- 6<sup>th</sup> character – type
- 7<sup>th</sup> character – encounter



© JLU Health Records Systems  
www.jluhealth.com

28

## T50.91 Poisoning by, adverse effect of and under dosing of multiple unspecified drugs, medicaments and biological substances

7<sup>th</sup>  
character  
required

Code also any specific drugs, medicaments and biological substances

T50.911 Poisoning by multiple unspecified drugs, medicaments and biological substances, accidental (unintentional)

T50.912 Poisoning by multiple unspecified drugs, medicaments and biological substances, intentional self-harm

T50.913 Poisoning by multiple unspecified drugs, medicaments and biological substances, assault

T50.914 Poisoning by multiple unspecified drugs, medicaments and biological substances, undetermined

T50.915 Adverse effect of multiple unspecified drugs, medicaments and biological substances

T50.916 Underdosing of multiple unspecified drugs, medicaments and biological substances



© JLU Health Records Systems  
www.jluhealth.com

29

## T67 Heatstroke & Sunstroke

### T67.0 Heatstroke and sunstroke

Use additional code(s) to identify any associated complications of heatstroke, such as:  
coma and stupor (R40.-)  
rhabdomyolysis (M62.82)  
systemic inflammatory response syndrome (R65.1-)

### T67.01 Heatstroke and sunstroke

Heat apoplexy  
Heat pyrexia  
Siriasis  
Thermoplegia

### T67.02 Exertional heatstroke

### T67.09 Other heatstroke and sunstroke



© JLU Health Records Systems  
www.jluhealth.com

30

## Chapter 20: External causes of morbidity (V00-Y99)

- 75 New codes for legal intervention
- Y35 Includes: any injury sustained as a result of an encounter with any law enforcement official, serving in any capacity at the time of the encounter, whether on-duty or off-duty.
  - Includes: injury to law enforcement official, suspect and bystander
  - Added new devices such as taser; stun gun

### Y35.02 Legal intervention involving injury by handgun

Y35.021 Legal intervention involving injury by handgun, law enforcement official injured

Y35.022 Legal intervention involving injury by handgun, bystander injured

Y35.023 Legal intervention involving injury by handgun, suspect injured

Y35.029 Legal intervention involving injury by handgun, unspecified person injured



© JLU Health Records Systems  
www.jluhealth.com

31

## Chapter 21: Factors Influencing Health Status and Contact with Health Services (Z00-Z99)

- Z86.00- New screening codes for encounters personal history of in-situ neoplasm

### Z86.002 Personal history of in-situ neoplasm of other and unspecified genital organs

Conditions classifiable to D07

Personal history of high-grade prostatic intraepithelial neoplasia III [HGPIN III]

Personal history of vaginal intraepithelial neoplasia III [VAIN III]

Personal history of vulvar intraepithelial neoplasia III [VIN III]

### Z86.003 Personal history of in-situ neoplasm of oral cavity, esophagus and stomach

Conditions classifiable to D00

### Z86.004 Personal history of in-situ neoplasm of other and unspecified digestive organs

Conditions classifiable to D01



© JLU Health Records Systems  
www.jluhealth.com

32



## Other New Z codes

- Z86.15 Personal history of latent tuberculosis infection
- Z22.7 Latent tuberculosis infection (LTBI)
- Z96.82 Presence of neurostimulator
  - Presence of brain neurostimulator
  - Presence of gastric neurostimulator
  - Presence of peripheral nerve neurostimulator
  - Presence of sacral nerve neurostimulator
  - Presence of spinal cord neurostimulator
  - Presence of vagus nerve neurostimulator



© JLU Health Records Systems  
www.jluhealth.com

33



## Index & Tabular Changes

© JLU Health Records Systems  
www.jluhealth.com

34

# Delirium

**Delirium, delirious (acute or subacute) (not alcohol- or drug-induced) (with dementia) R41.0**

- alcoholic (acute) (tremens) (withdrawal) F10.921

-- with intoxication F10.921


--- in

---- abuse F10.121

---- dependence F10.221

- due to (secondary to)

-- unknown etiology R41.0



## F05 Delirium due to known physiological condition

Acute or subacute brain syndrome

Acute or subacute confusional state (nonalcoholic)

Acute or subacute infective psychosis

Acute or subacute organic reaction

Acute or subacute psycho-organic syndrome

Delirium of mixed etiology

Delirium superimposed on dementia

Sundowning

**Code first** the underlying physiological condition

**Excludes1:** delirium NOS (R41.0)

**Excludes2:** delirium tremens alcohol-induced or unspecified (F10.231, F10.921)



© JLU Health Records Systems  
www.jluhealth.com

35

# Disorder, tobacco Use

- Change in index code for mild – from Z72.0 to F17.200

*No Change* **Disorder (of)** - see also Disease

*No Change* - tobacco use

*Revise from* - - mild Z72.0

*Revise to* - - mild F17.200



© JLU Health Records Systems  
www.jluhealth.com

36

## Chapter 10: Diseases of the respiratory system (J00-J99)

### Disease, lung, obstructive

#### Disease, pulmonary

- pulmonary -see also Disease, lung
- artery I28.9
- chronic obstructive J44.9
- with
- acute bronchitis J44.0
- exacerbation (acute) J44.1
- lower respiratory infection (acute) J44.0
- decompensated J44.1
- with
- exacerbation (acute) J44.1
- obstructive (chronic) J43.9
- with
- acute
- bronchitis J44.0
- exacerbation NEC J44.1
- lower respiratory infection J44.0
- alveolitis, allergic J67.9
- asthma J44.9
- bronchiectasis J47.9
- with
- exacerbation (acute) J47.1
- lower respiratory infection J47.0
- bronchitis J44.9
- with
- exacerbation (acute) J44.1
- lower respiratory infection J44.0
- emphysema J43.9



## Test Your Knowledge

- Frank is having increased difficulty with his balance, transfers and spasticity from his ALS disease. He is currently wheel chair dependent. He is also having difficulty with his ADLs. He also has emphysema & chronic obstructive pulmonary disease (COPD) from smoking ½ ppd and sleep apnea. The physician orders PT & OT.



## Answer

1. G12.21 Amyotrophic lateral sclerosis
2. J43.9 Emphysema, unspecified
3. F17.210 Smoker, Dependence, drug, nicotine, uncomplicated
4. G47.30 Sleep apnea, NOS
5. Z99.3 Dependence on wheel chair



## Test Your Knowledge

- Miss Jackie was admitted to homecare after a 5 day hospitalization for COPD exacerbation with acute bronchitis. She is home on a Prednisone taper. She has a nicotine dependence on cigarettes per physician documentation. She has been on an inhaled steroid for several years for asthma.



# Answer

1. J44.1 COPD with acute exacerbation
2. J44.0 COPD with lower respiratory infection
3. J20.9 Acute bronchitis
4. F17.210 Nicotine dependence
5. Z79.51 Long term use of inhaled steroids



## Chapter 13: Diseases of the Musculoskeletal System & Connective Tissue (M00-M99)

### Osteoarthritis, primary

- primary M19.91
- ankle M19.07-
- elbow M19.02-
- foot joint M19.07-
- hand joint M19.04-
- first carpometacarpal joint M18.1-
- bilateral M18.0
- hip M16.1-
- bilateral M16.0
- knee M17.1-
- bilateral M17.0
- multiple sites M89.49

### Osteomyelitis, ilium

Osteomyelitis (general) (infective) (localized) (suppurative) (with periostitis) M86.9

- acute M86.10
- carpus M86.14-
- clavicle M86.11-
- femur M86.15-
- fibula M86.16-
- finger M86.14-
- hematogenous M86.00
- carpus M86.04-
- clavicle M86.01-
- femur M86.05-
- fibula M86.06-
- finger M86.04-
- humerus M86.02-
- ilium M86.059
- ischium M86.059



# M Code Revisions

- M24.2 Disorder of Ligament
  - Excludes2: internal derangement of knee (M23.5-M23.8X9)
- M34 Systemic sclerosis [scleroderma]
  - Excludes1: neonatal sclerodermas (P83.88)
- M47.1 Other spondylosis with myelopathy
  - Excludes1: vertebral subluxation (M43.3-M43.5X9)
- M67.839 Other specified disorders of synovium and tendon, unspecified forearm, wrist
- M77.5- Other enthesopathy of foot *and ankle*



# Pyelitis & Pyelonephritis

No Change **Pyelitis (congenital) (uremic)** - see also Pyelonephritis

No Change - with

No Change - - calculus - see category N20

Revise from - - - with hydronephrosis N13.2

Revise to - - - with hydronephrosis N13.6

No Change - chronic N11.9

No Change - - with calculus - see category N1

Revise from - - - with hydronephrosis N13.2

Revise to - - - with hydronephrosis N13.6

No Change **Pyelonephritis** - see also Nephritis, tubulo-interstitial

No Change - with

No Change - - calculus - see category N20

Revise from - - - with hydronephrosis N13.2

Revise to - - - with hydronephrosis N13.6

No Change - calculous - see category N20

Revise from - - with hydronephrosis N13.2

Revise to - - with hydronephrosis N13.6

No Change - chronic N11.9

No Change - - with calculus - see category N20

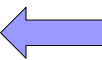
Revise from - - - with hydronephrosis N13.2

Revise to - - - with hydronephrosis N13.6

## N13.6 Pyonephrosis

Conditions in N13.0-N13.5 with infection  
Obstructive uropathy with infection

Use additional code (B95-B97), to identify infectious agent.



# Fracture, traumatic, femur

## ■ Change in site classification

No Change Fracture, traumatic (abduction) (adduction) (separation) (see also Fracture, pathological) T14.8

No Change - femur, femoral S72.9-

Revise from -- trans cervical - see Fracture, femur, upper end, neck

Revise to -- trans cervical - see Fracture, femur, midservical



### S72.9 Unspecified fracture of femur

Fracture of thigh NOS  
Fracture of upper leg NOS

**Excludes1:** fracture of hip NOS (S72.00-, S72.01-)

S72.90 Unspecified fracture of unspecified femur

S72.91 Unspecified fracture of right femur

S72.92 Unspecified fracture of left femur



© JLU Health Records Systems  
www.jluhealth.com

45



# Guidelines Changes

© JLU Health Records Systems  
www.jluhealth.com

46

## Sequencing of Sepsis Official Coding Guidelines I.C.1.d.4

- If severe sepsis is present on admission, and meets the definition of principal diagnosis, the **underlying systemic infection should be assigned as principal diagnosis** followed by the appropriate code from subcategory R65.2- as required by the sequencing rules in the Tabular List. **A code from subcategory R65.2- can never be assigned as a principal diagnosis.**
- If the reason for admission is **or** sepsis or severe sepsis and a localized infection, such as pneumonia or cellulitis, a code(s) for the **underlying systemic infection should be assigned first** and the code for the localized infection should be assigned as a **secondary diagnosis**. If the patient has **severe sepsis, a code from subcategory R65.2- should also be assigned as a secondary diagnosis.**
- If the patient is admitted with a localized infection, such as pneumonia, and sepsis/severe sepsis doesn't develop until after admission, the localized infection should be assigned first, followed by the appropriate sepsis/severe sepsis codes



## Test Your Knowledge

87 year old patient is diagnosed E.coli severe sepsis and acute respiratory failure.





## Answer

1. A41.51 Sepsis due to E.coli
2. R65.20 Severe Sepsis without septic shock
3. J96.00 Acute Respiratory Failure



## Zika Virus Official Coding Guidelines I.C.1.f.1

- Allows for documentation from the provider not just from an MD.
- Code only a confirmed diagnosis of Zika virus (A92.5, Zika virus disease) as documented by the **provider**. This is an exception to the hospital inpatient guideline Section II, H. In this context, “confirmation” does not require documentation of the type of test performed; the **provider’s** diagnostic statement that the condition is confirmed is sufficient.



## Uncertain Diagnosis Official Coding Guidelines II.H

- If the diagnosis documented at the time of discharge is qualified as “probable,” “suspected,” “likely,” “questionable,” “possible,” or “still to be ruled out,” “compatible with,” “consistent with,” or other similar terms indicating uncertainty, code the condition as if it existed or was established. The bases for these guidelines are the diagnostic workup, arrangements for further workup or observation, and initial therapeutic approach that correspond most closely with the established diagnosis.
- **Note: This guideline is applicable only to inpatient admissions to short-term, acute, long-term care and psychiatric hospitals.**



## Physal Fractures in Children Official Coding Guidelines I.C.19.b.3

- Physal fractures
- Salter-Harris fractures
  - Type I - IV
- Important to differentiate from other injuries because the involvement of the physis (growth plate) may cause premature closure resulting in limb shortening and abnormal growth.
- S59.20-
- For physal fractures, assign only the code identifying the type of physal fracture. Do not assign a separate code to identify the specific bone that is fractured.



## Resources

- 2020 ICD-10 e-book
  - <https://www.cms.gov/Medicare/Coding/ICD10/2020-ICD-10-CM.html>
- 2020 Coding Guidelines
  - <https://www.cms.gov/Medicare/Coding/ICD10/Downloads/2020-Coding-Guidelines.pdf>
- Usher, 2020 Rapid Reference Guide [www.jluhealth.com](http://www.jluhealth.com)
- Usher, The CDI Guide for Home Health and Hospice <http://store.decisionhealth.com/cdi-guide-for-home-health-and-hospice>



© JLU Health Records Systems  
[www.jluhealth.com](http://www.jluhealth.com)

53



© JLU Health Records Systems  
[www.jluhealth.com](http://www.jluhealth.com)

54

### **ABOUT THE SPEAKER:**

## **JOAN L. USHER, BS, RHIA, HCS-D, ACE, President, JLU Health Record Systems, Pembroke, MA**

- Degree in Health Information Management; **AHIMA Approved ICD-10-CM Trainer**
- Certified Home Care Specialist- Diagnosis Coder (HCS-D)
- Certified OASIS and Coding Specialist for over 9 years
- Author, Rapid Reference Coding Guide, 2019 edition [www.jluhealth.com](http://www.jluhealth.com)
- Author, Online ICD Coding Courses in partnership with Libman Education 2012-2019  
<http://www.libmaneducation.com/healthcare-education-training/home-health-coding/>
- Author, ICD-10-CM Essentials for Home Care: Your Guide to Preparation & Implementation  
[www.hcmarketplace.com](http://www.hcmarketplace.com) © 2013
- Author, The CDI Guide for Home Health and Hospice <http://store.decisionhealth.com/cdi-guide-for-home-health-and-hospice>
- Contributing editor, Schraffenberger/Keuhn, Effective Management of Coding Services, **AHIMA**, © 2009
- MaHIMA, Medicio- Legal Guide to Health Record Information, © 2017 contributing author
- Massachusetts Health Information Management Association (MaHIMA), BOD 2004-2011
  - *President, 2006 ; Co-Chair ICD-10 Task Force 2013-2015*
  - *Distinguished Member Award Recipient, 2017*
  - *Professional Achievement Award Recipient, MaHIMA, 2008*
- American Health Information Management Association (AHIMA) delegate 2002-2006
- Taught ICD coding for over 20 years and has educated over 15,000 people nationwide
- Home Care Alliance of MA , Board of Director 2012-2018, member QI Committee, Facilitator ICD-10 Group
- Hospice & Palliative Care Federation MA, Board of Director 2008-2019



© JLU Health Records Systems  
[www.jluhealth.com](http://www.jluhealth.com)

55